

Moura State School Preparatory Year 2025

Moura State School

Gillespie Street

Moura, 4718

Ph: 4997 5222

www.mourass.eq.edu.au



*...a fun place to
play and learn!*

Parent Information Book

Welcome

Moura State School would like to warmly welcome you and your child to Prep. Prep will be filled with fun and exciting things for your child to do. They will make new friends, who they will share exciting experiences with, and they will work with adults who care about their progress.

Prep runs 5 days a week.

8:50am - 3:00pm



Birth certificates must be sighted before starting Prep at Moura State School.

All Children who were born 1st July 2012 to the 30th June 2020 are welcome to attend the Preparatory Year in 2025.

We will endeavour to have the Prep classroom open from 8:30am. We encourage parents to help their children with their morning jobs, before sharing in a quiet activity with them until the bell rings at 8:50am. This is only for Term 1 because we like them to develop their independence.

Getting your child set for Prep

Starting school can be an exciting but stressful time for you and your child. For some children it may be the first time that they have been away from their parents. There are some simple steps you can take to help make your child's time at school more enjoyable and relaxed.



Encourage your child to be independent by helping them get used to:

- ❖ putting on their clothes
- ❖ Velcro shoes or putting on and doing up their shoes
- ❖ eating and drinking without help (opening lunchboxes, wrapping and unwrapping school lunches and drinking from drink bottles)
- ❖ caring for and putting away play things
- ❖ using a handkerchief or tissue
- ❖ going to the toilet independently
- ❖ using playground equipment safely
- ❖ carrying their own bag
- ❖ identifying their own belongings and their name
- ❖ share positive feelings about school
- ❖ listen to your child's thoughts about starting school
- ❖ encourage your child to know how to seek help

<https://earlychildhood.qld.gov.au/early-years/transitions/moving-to-school/starting-school>

What will my child do at Prep?

During your child's first year of school they will participate in a range of authentic, hands on learning experiences while developing their academic, emotional and social skills. This will be done in a safe and supportive learning environment which is inclusive of all students.

Queensland schools plan, teach, assess and report on English, Mathematics, Science, Technology and The Arts, HPE, HASS (Humanities and Social Sciences) using the Australian Curriculum. More information about the Australian Curriculum can be found at <http://www.australiancurriculum.edu.au/>

Children can learn various literacy, numeracy, social concepts and fine motor skills through play. Some children learn best when they are actively completing a task and while they may not be aware that they are learning a concept, these are the times when children can consolidate their understandings. Some of the play activities that your child may experience at Prep are listed below.

Indoor Play: Painting, home-corner, blocks, book-corner, threading activities, collage, play dough, puzzles, drawing, writing and much more.

Outdoor play: Perceptual motor activities, obstacle courses, sand play, water play and many more activities.

Specialist Lessons: The children participate in Health & Physical Education, Library, The Arts and Wellbeing lessons each week with specialist teachers.

These learning experiences will help children to:

- understand and use language to group, sort and describe objects to communicate ideas, feelings and needs
- develop early literacy and numeracy skills
- develop independence and problem-solving skills
- learn how to cooperate with others
- develop physical coordination skills
- listen, respond to and give directions
- increase self-confidence.



What are Effective Pedagogies?

Effective Pedagogies are different teaching strategies which are used by educators. Teachers use a range and balance of these teaching approaches to enhance learning in their classrooms. Children learn best when they are actively engaged in purposeful learning experiences. The Australian Curriculum clearly defines what is to be taught and teachers use their knowledge of children's interests, strengths and capabilities to identify the most effective way to teach the curriculum content. For more information see:

https://www.youtube.com/watch?v=j6_EqeJKt7w

Parent Involvement

Children can greatly benefit from the individual attention of caring adults. Parents play an important and valuable role in the education of their child. We welcome you to become involved in your child's education by:

- reading the notice board and newsletters sent home
- discussing any problems or concerns with your child's teacher
- taking an interest in your child's classroom by asking them questions and looking at their work
- asking your child what they learnt at school that day
- completing homework



Prep Booklist

The booklist outlines all materials required at the beginning of the year by school students. ALL materials need to be marked with your child's name. The classroom teacher will store some materials for use throughout the year. Notification will be sent home when your child requires replacement materials. Items such as glue, pencils, and other disposable materials may need to be replaced throughout the year.



Meals

Fruit Snack

Each day, students will have 10 minutes to eat a piece of fruit to give them enough energy until morning tea. A fruit snack basket will be provided in your child's classroom for your child to place their fruit in when they arrive in the morning. Please make sure your child's name is on their piece of fruit or fruit container. Please let your child know each morning what type of fruit they have in case their name comes off their fruit. **Please ensure it is a piece of fruit and not a processed fruit/ food item.**

First Lunch: (11:00 - 11:45)

The children have 15 minutes to eat, 25 minutes to play and 5 minutes to line up with their lunchboxes and walk back to the classroom with their teacher. If they have not finished eating in the 15 minutes, they can remain in the eating area and continue eating.

Second Lunch: (1:30 - 2:00)

10 minutes to eat, 15 minutes to play and 5 minutes to line up with their lunchboxes and walk back to the classroom with their teacher.

Prep students eat their lunch at the Prep building. This allows them to settle into their new environment and become familiar with it. There are toilets and a water bubbler in the Prep building for students to access during lunch and play. Prep students will eat their lunch with the rest of the lower school when we feel that they are ready. **Please note, it helps if your child can open their containers themselves and NO FOOD IN CANS as it can cut little fingers.**

Tuckshop

Tuckshop is available on Fridays through an ordering system called QKR. QKR allows you to order meals online and in advance. Simply download the QKR app and register your details. Registration is easy and free, and allows tuckshop orders to be placed with no fees. Children are NOT to order directly from the Tuckshop.



Absences

If your child is sick or you know in advance that they will be absent, it is very important that you let the school know by contacting the office on 0749975222 or informing your classroom teacher via email.

If someone different is picking up your child, you **must** let the teacher know. This is for your child's safety. Students will not be released to another adult unless you have instructed the teacher to do so.

It is important that we always have a current contact phone number to get in contact with you if there is an accident or if your child is sick. A child can become very distressed if they are not feeling well. Please let the teacher or the office know if your contact details change throughout the year or if your emergency contacts have changed.

Lost Property

Any items of clothing or other belongings that are left behind will be placed in the lost property box situated under the building near the office. Please check this regularly for any of your child's items as any remaining items will be donated to charity at the end of each term. You can avoid lost property by ensuring all items are clearly named and encouraging your child to collect their belongings at the end of each day.



Money



Any money that needs to come to school should be placed in an envelope with the child's name, class, amount and purpose written clearly on the front. This should then be taken to the school office at the beginning of the day. **No money can be accepted at the Prep classrooms.**

Interviews and Reporting

During the year, parents are given the opportunity to discuss their child's progress at scheduled interview times. Interviews are usually conducted at the start of Term 2 and Term 4 but teachers may request interviews during Terms 1 and 3. During the interview teachers will discuss your child's progress in all areas of the curriculum and express any concerns they have for your child. Parents may request an interview with their child's teacher to discuss any pressing matters.



Communication

At Moura State School we believe that communication is the key to successful education. It is important for the home and school to share information that may affect students. It is appreciated when parents communicate with their classroom teacher to inform of any unusual happenings or changes at home as this can affect student's behaviour and learning success at school.

Similarly, if you would like to touch base regarding your child's learning, or have if you have any questions or concerns, please contact Mrs Chris Lucht at the office to schedule a meeting or email your classroom teacher and they will get back to you ASAP. We do ask for your understanding that mornings/afternoons in the Prep building can be quite busy with students and adults, hence why a meeting or an email is the most valuable form of communication.

What to pack

Students require the following items to be packed in their school bag for each school day:



- Hat
- Water Bottle
- Healthy Lunch
- Fruit Snack (clearly marked with child's name)
- **Spare set of clothes and underwear**
- Jumper (in cooler months)

Please ensure ALL items are clearly marked with your child's name



Dropping off and picking up

It is a policy of Moura State School that children are brought to Prep by a parent or responsible adult (known to the teachers) and collected from Prep in the same way. Please keep in mind that an effective Prep program requires considerable time to prepare the room and playground for each session. In addition, teachers often have meetings and other school commitments to attend both before and after school. Therefore, we stress the importance of being on time for both the arrival and departure times.

If being dropped off before 8:30am, students are to be taken to the bus line up area near the office to wait for the 8:30 bell to go. For arrivals after 8:50am the student must be signed in at the main school office.



Bus Children

Parents of all Prep children who come to school on the bus, and/or go home on the bus, need to have let the office and Prep teachers know of their plans for daily bus travel. If anything changes with the original plan, you must call the office on 49975222 so they can let the teachers know. Prep students who go home on the bus will be accompanied by a teacher aide to meet the bus at 3:00pm. **If your child is not going home on the bus on a day that they usually do, you must collect them from the bus line and not the classroom.**

What to do on your child's first day

Have your child's belongings and uniform ready for them before the first day of school. Bring your child into the classroom and introduce them and yourself to the classroom teacher. Assist your child to put their belongings away in the correct places. Assure your child that you will stay while they settle into an activity.



When the session begins, say a **quick goodbye** to your child and reassure them that you will see them at the end of the day. If your child is emotional and upset, it is **important not to prolong your departure** as this only makes it more difficult for both the child and the parent. Remember that after you leave, your child will settle and enjoy the activities planned for them. Please be assured that if the child is still distressed, the school will contact you to let you know and you can then make a decision if you would like to collect them.



Some Common Questions

1. What happens when children play?

When children play, they make decisions, solve problems, develop thinking skills, collaborate, communicate and develop a positive sense of self.

There are many different types of play and these change as children grow. In Prep, children participate in fantasy, exploratory, directed, educational and free play, as well as physical play and games with rules.

It also means that children will play in different ways at different times of the school day. Play can occur indoors and outdoors. What children learn during play will depend on the questions they pose and the way that they investigate. In this way, play develops social and personal learning, language and communication, early mathematical understanding, health and physical ability and active thinking processes.

2. Will children learn to read and write in the Preparatory Year?

Yes, the Australian Curriculum provides students with various opportunities to learn to read and write throughout the year.

Moura State School also uses various programs to improve reading and writing. Write2Spell2Read is a literacy program that Prep students commence at the beginning of the year. This program teaches students the letter names, letter sounds and correct letter formations. When students are ready, they will begin the sight word program. Sight words are words that cannot be sounded out and, therefore, must be learnt simply by sight.

During the year, your child will have the opportunity to take home beginner reading books for them to read with parent assistance. These books will allow your child to become aware of the various concepts of print and will also prompt them to use their understanding of sight words in a context.





What do good readers do?



3. How will the Preparatory Year help children when they go to Year 1?

Prep is designed to provide the foundation that children need to succeed at school by developing:

- a positive approach to learning
- independence and confidence
- thinking and problem-solving skills
- language skills
- early literacy and numeracy skills
- health and physical development, including gross and fine motor skills.
- participating in dramatic play to build an understanding of themselves and the world around them
- drawing and painting to encourage oral language, reading and writing skills
- constructing, using blocks and creating collages to develop early mathematical concepts and skills.



Uniforms

Moura State School uniform consists of a royal blue shirt with Moura State School emblem on it and black shorts, skirts, skorts, track pants or pants. Jumpers/coats are not to have hoods (**hoodies are not permitted**).

Students are allowed to wear their house colour shirt when they have HPE. You will be told early in the year what sporting house your child will belong to.



A wide brimmed royal blue, navy or black hat (without string) needs to be worn to school. We strongly adhere to the school rule - **NO HAT, NO PLAY**. If your child does not have a hat, they will sit under the undercover area without playing during play time.

Fully covered in shoes (no sandals) and socks are to be worn to school each day unless a medical reason is provided by the child's parents or a doctor. **Please encourage your child to learn how to tie their own shoelaces as there may be times when shoes and socks may have to be removed, or wear shoes that have velcro.**



MEDICATION AT SCHOOL

Does your child need medication during school hours?



Administering medication at school

If your child requires staff to administer medication to your child at school, please contact the school office in the first instance to discuss your child's requirements.

Please note, school staff will only administer medication that:

- has been prescribed by a qualified health practitioner (e.g. doctor, dentist)
- is in its original container
- has an attached pharmacy label.

For further information, please refer to the [Information for parents/carers and health practitioners](#).

If you have any queries, please contact the office on 49975222.

Please note, school staff will not administer medication that you can buy over-the-counter at chemists and supermarkets (e.g. paracetamol, eye drops, cough syrup) unless it has been prescribed by your child's qualified health practitioner. For example, the school would administer paracetamol to a student only if it has been prescribed by their dentist to be taken for a short time after dental treatment

Requirements for students at risk of anaphylaxis

If your child is at risk of anaphylaxis, it is important for you to provide the school with your child's emergency medication and their **ASCIA Anaphylaxis Action Plan**, completed by your doctor.

Requirements for students at risk of asthma

If your child has asthma and requires assistance to administer their medication, it is important for you to provide the school with your child's emergency medication and their **Asthma Action Plan**, completed by your doctor.

1. If my child has to take medication at school, how will the doctor know what paperwork the school needs?

When you next visit your child's doctor (or other health practitioner), you could give them a copy of the [Administration of medications in Queensland state schools: Information for parents/carers and health practitioners](#). Available from the office.

This document explains what advice they need to provide to help the school to safely administer medication to your child.

2. Medication safety at school

If your child requires medication at school, there are some things you can do to help.

- Only provide medication that has been medically authorised.
- Check that the medication hasn't expired.
- Provide medication in the pharmacy packaging.
- Hand medication to the school in person.
- Collect unused medication in person.



Further information is in the School Prospectus



Every day counts in Prep

Every day counts in Prep because going to Prep every day ...

- will make sure your child gets the most out of their important first year of school
- will make your child's transition into Year 1 easier
- improves your child's reading, writing and maths
- builds a positive approach to learning
- strengthens your child's independence and confidence.



Prep in Queensland

- Prep is the first year of school in Queensland. It is also the first year of the Australian Curriculum.
- Prep is full-time. It is from Monday to Friday – the same time as the other years at school.
- Schools assess and report on Prep students' achievements.

What will your child's school do?

- Deliver the first year of the Australian Curriculum through Prep.
- Monitor your child's attendance.
- Talk to you about any unexplained absences.
- Work with you to overcome problems affecting your child's attendance.
- Give your child support for any additional learning needs they may have.
- Offer developmentally, socially and culturally appropriate learning opportunities.

Support for families

- If you think your child may not be ready to start Prep, or is having difficulties in their Prep Year, you can speak to your school's principal.
- If needed, you may be able to delay when your child starts Prep by 12 months.
- If your child is having problems attending Prep each school day, speak to your school for advice and support.

100000

Every day counts – Is your child at school today?

<https://education.qld.gov.au/initiatives-and-strategies/initiatives/every-day-counts>

Does Attendance Really Matter?

1 or 2 days a week doesn't seem much but.....

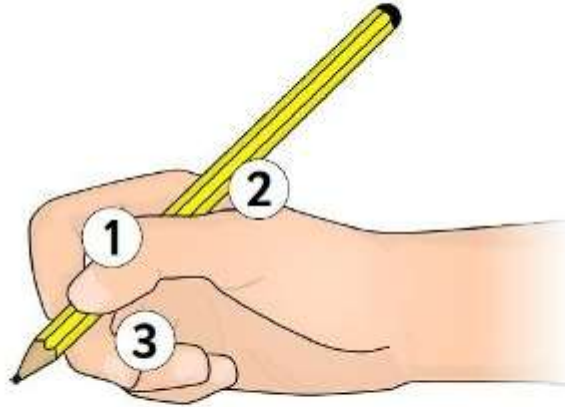
If your child misses....	That equals....	Which is....	and over 13 years of schooling that's...	Which means the best your child might perform is ...
1 day per fortnight	20 Days per year	4 weeks per year	Nearly <u>1.5 years</u>	 Equal to finishing in grade 11
1 day per week	40 Days per year	8 weeks per year	Over <u>2.5 years</u>	 Equal to finishing in grade 10
2 days per week	80 Days per year	16 weeks per year	Over <u>5 years</u>	 Equal to finishing in grade 7
3 days per week	120 Days per year	24 weeks per year	Nearly <u>8 years</u>	 Equal to finishing in grade 4

If you want your child to be successful at school then YES, attendance does matter!




'Every Day Counts!!'

How to Hold a Pencil

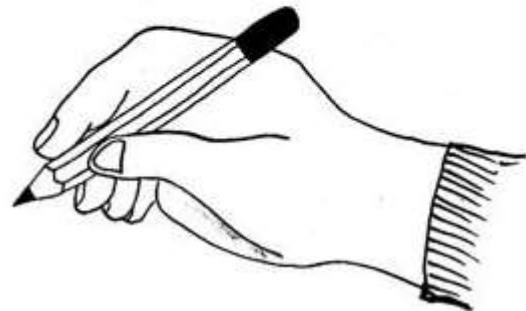





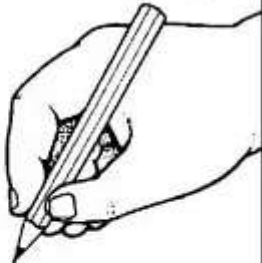
1. Put your thumb and forefinger just above the cone shaped part of the pencil.
2. Let the pencil rest between your thumb and forefinger.
3. Then put your middle finger underneath for support.

*Visual of Pencil Grip
Left-Handed*



*Visual of Pencil Grip
Right-Handed*



			
1—1 1/2 years Cylindrical Grasp	2—3 years Digital Grasp	3 1/2—4 years Modified Tripod Grasp	4 1/2—7 years Tripod Grasp

Communication milestones

At 5 years children can usually...

understanding

- follow three part instructions (e.g., put on your shoes, get your backpack and line up outside)
- understand time related words
- (e.g., 'before', 'after', 'now' and 'later')
- start thinking about the meaning of words when learning
- understand instructions without stopping to listen
- begin to recognise some letters, sounds and numbers.

speaking

- use well formed sentences to be understood by most people
- take turns in increasingly longer conversations
- tell simple, short stories with beginning, middle and end
- use past and future verbs correctly (e.g., 'went', 'will go')
- use most speech sounds, but still may have difficulties with 's', 'r', 'l' and 'th'.



 Speech Pathology Australia

www.speechpathologyaustralia.org.au

THE AUSTRALIAN CURRICULUM – FOUNDATION YEAR



Foundation

Years 1–2

Years 3–4

Years 5–6

Years 7–8

Years 9–10

THE AUSTRALIAN CURRICULUM

The Australian Curriculum is designed to develop:

- successful learners
- confident and creative individuals
- active and informed young people who are ready to take their place in society.

It sets the goal for what all students should learn as they progress through their school life – wherever they live in Australia and whatever school they attend.

The Australian Curriculum with its eight learning areas provides a modern curriculum for every student in Australia. Included in the content of learning areas are seven general capabilities intended to help prepare young Australians to learn, live and work in the 21st century. There are three cross-curriculum priorities that are also a focus across the learning areas.

The Australian Curriculum is flexible so that teachers can plan the learning for all their students, also taking into account their local school community.

For more information, see our fact sheet: *The Australian Curriculum – an overview for parents.*



THE FIRST YEAR OF SCHOOL

In their first year of school, students learn through teaching interactions with others, experimentation, practice and play in the classroom and school community.

Priority is given to literacy and numeracy development as these are the foundations upon which further learning is built. Opportunities to develop literacy and numeracy are found in all subjects but particularly in English and Mathematics. Learning in a classroom and belonging to a school community are key to the first year at school.

Each state and territory has a different name for the first formal year of schooling such as 'Reception', 'Kindergarten', 'Pre-Primary' or 'Prep'.



Foundation Year Learning Areas



English

In the first year of school, students view, listen to and enjoy texts that entertain and inform, such as picture books or, rhymes. They begin to learn to read and create texts.

Typically, students will:

- ▶ communicate with others in familiar situations
- ▶ read stories with one or more sentences, pictures and familiar vocabulary
- ▶ recognise rhyming words, syllables and sounds
- ▶ recognise letters and the most common sounds the letters make
- ▶ listen to, read and view picture books, stories, poetry, information books, films and performances
- ▶ write some words
- ▶ recognise some words and develop skills in 'sounding out' words
- ▶ create their own texts such as giving information orally or in writing; presenting a narrative, which may include pictures.

Creates a text that includes a picture



Number, order, sequence, pattern, position

Mathematics

In the first year of school, students develop a sense of number, order, sequence, pattern and position in relation to familiar settings.

Typically, students will:

- ▶ connect numbers, their names and quantities up to 20
- ▶ count numbers in sequences up to 20, continue patterns and compare lengths of objects
- ▶ use materials to model problems, sort objects and discuss answers
- ▶ group and sort shapes and objects
- ▶ connect events with days of the week
- ▶ develop an understanding of location words, such as *above*, *outside*, *left*.

Connects events with days of the week

Health and Physical Education

Students learn through active play, and practise fundamental movement skills. They learn about how their body is growing and changing, about their strengths, how to be healthy, safe and active, and about respectful relationships with others.

Typically students will:

- ▶ use their strengths to help others
- ▶ name trusted people in their community, who can help them stay safe and healthy
- ▶ describe emotions of people who are happy, sad, excited, tired, angry, scared or confused
- ▶ group foods into 'eat always' and 'eat sometimes'
- ▶ move in different speeds and directions, be aware of others and follow rules
- ▶ play games from different cultures
- ▶ move in time with a partner when music is played.



Humanities and Social Sciences

By experimenting, practising and playing in familiar situations, students use their natural curiosity to make sense of their world, and to develop history and geography knowledge and skills about people and places.

Typically, students will:

- ▶ explore their personal world, including personal and family histories
- ▶ investigate places they and their families live in and belong to
- ▶ find out about other places through stories told in books, or by family members and other people, and how people feel about places
- ▶ explore why places are special and how students and other people can care for places.



Identifies a place that is special to them.

Science

Through exploration and observation, students learn how science works. They explore their world to find answers to questions.

Typically, students will:

- ▶ explore the needs of living things
- ▶ investigate the properties of everyday materials
- ▶ explore changes in our world, for example, the weather
- ▶ explore how things move.

The Arts

Students share their experiences and understanding of themselves through exploring the arts and artworks.

Typically, students will:

- ▶ in Dance, watch others dance and respect those around them when they are dancing
- ▶ in Drama, use role play to act out familiar events or stories
- ▶ in Media Arts, use a camera to record images for others to view
- ▶ in Music, explore sounds when listening, singing and making music
- ▶ in Visual Arts, respond to and create a variety of artworks by drawing and painting.



Creates artworks by drawing and painting

Technologies

Through exploration, design and problem-solving, students learn how technologies work.

Typically, students will:

in Design and Technologies

- ▶ design and create solutions to challenges through guided play and by safely using materials and equipment

in Digital Technologies

- ▶ work safely online, represent data as pictures, symbols and diagrams, and sequence steps to solve simple problems.



Uses a tablet to sequence steps

Languages

Students may have an opportunity to learn a language other than English.

Typically, when learning the language, students will:

- ▶ imitate sounds, rhythms and patterns of a language
- ▶ use simple words and phrases, and non-verbal communication strategies in familiar situations
- ▶ read and write simple words with visual support.